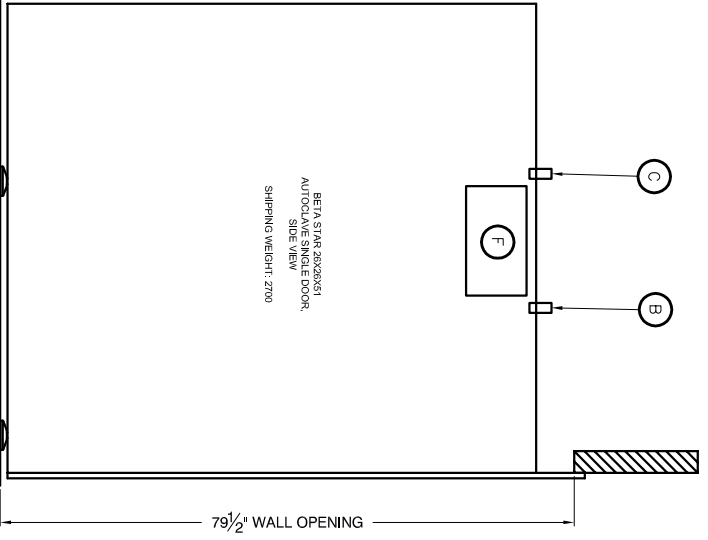
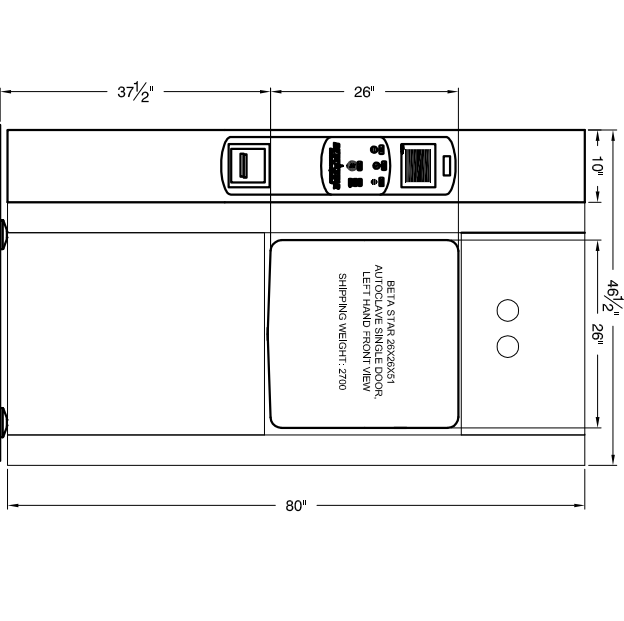
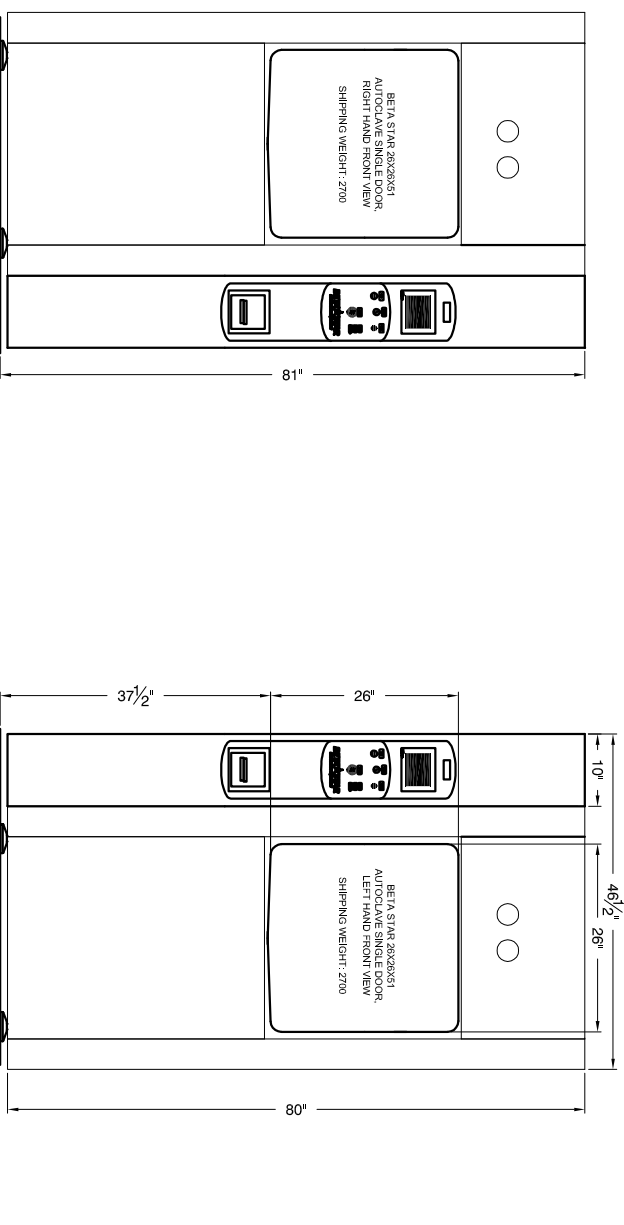
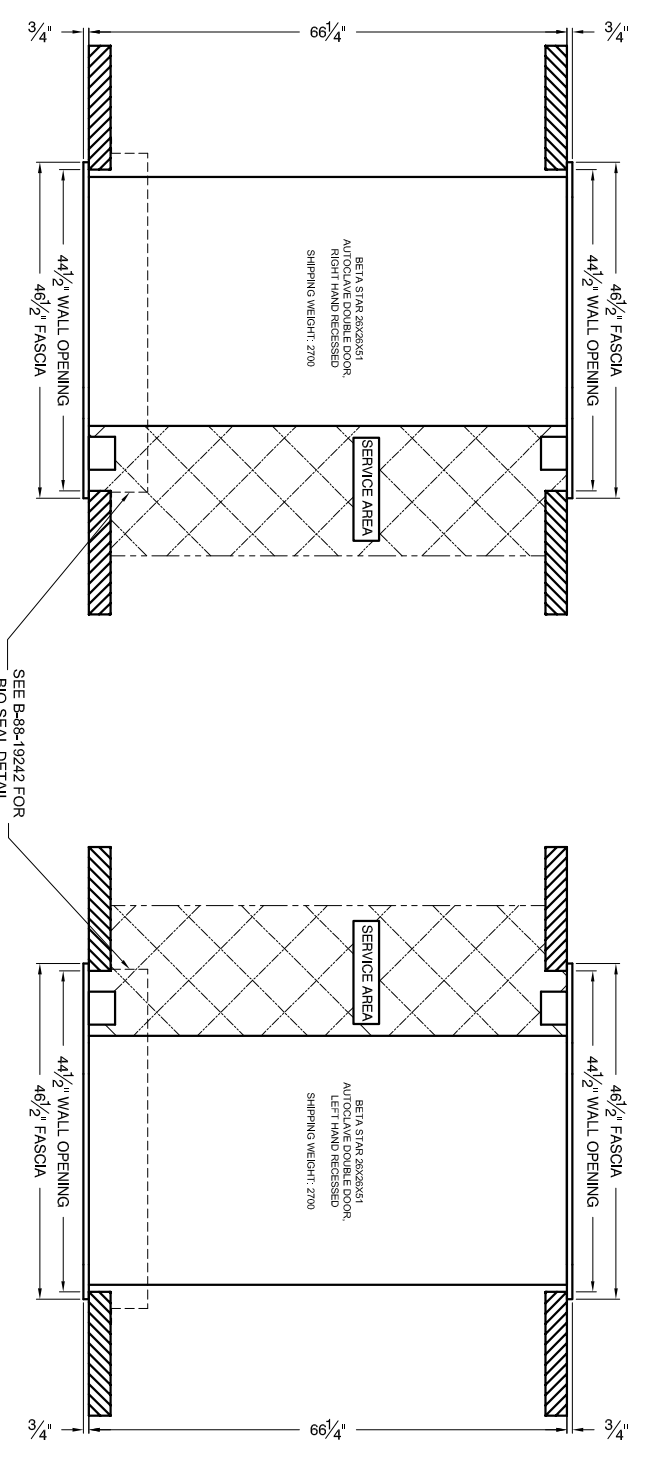
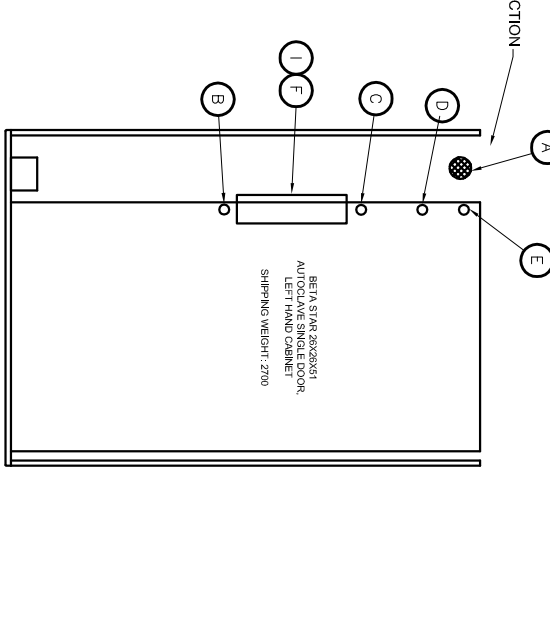
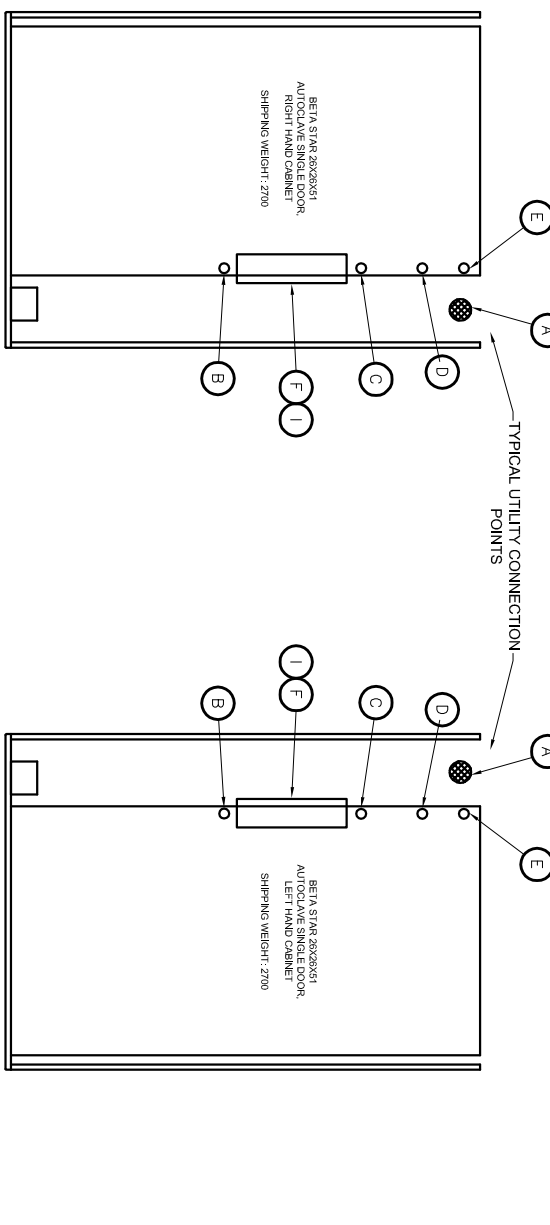
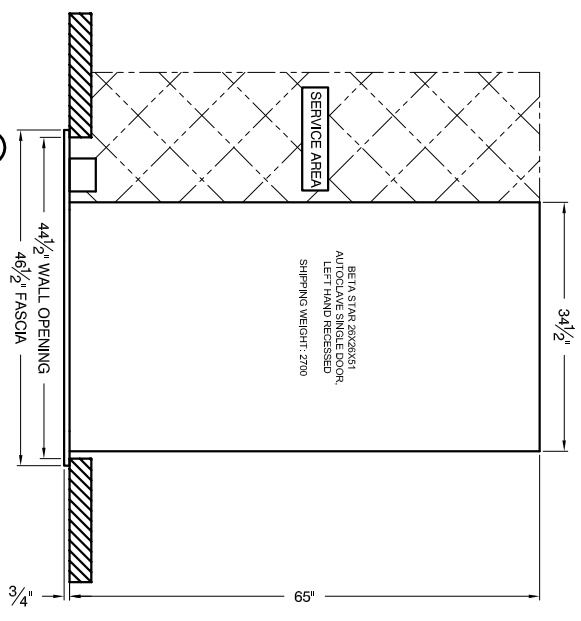
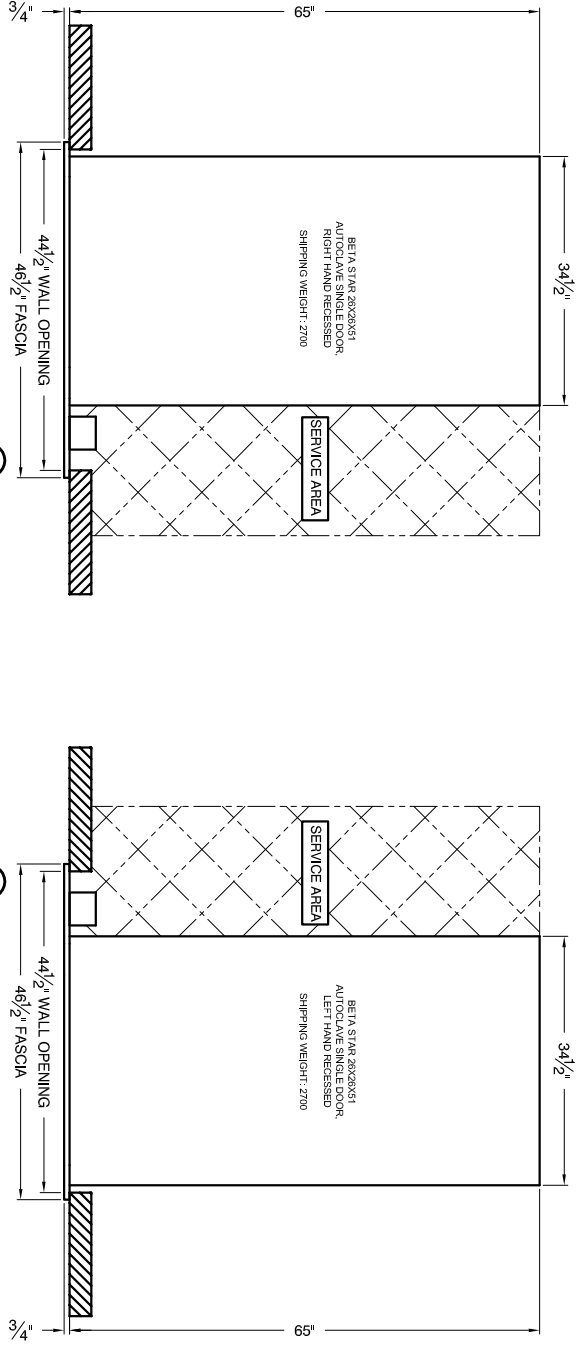


26X26X51 UTILITY REQUIREMENTS AND SPECIFICATIONS

STEAM (LB/HR)			PULSE VAC. WATER (GPM)			HI VAC. WATER (GMP)			COMPRESSED AIR (SCFM)			DRAIN SIZE (INCHES)			STERILIZER CONTROL			VAC. SYSTEM											
LINE SIZE	PEAK	AVG.	LINE SIZE	PEAK	AVG.	LINE SIZE	PEAK	AVG.	LINE SIZE	PEAK	AVG.	LINE SIZE	PEAK	AVG.	VOLTAGE	PHASE	FREQUENCY	AMP DRAW	DISCON. SIZE	DISCON. FUSE SIZE	AMP DRAW	DISCON. SIZE	DISCON. FUSE SIZE	AMP DRAW	DISCON. SIZE	DISCON. FUSE SIZE	AMP DRAW	DISCON. SIZE	DISCON. FUSE SIZE
3/4"	135	100	3/4"	8	4	1/2"	2	1	1/2"	2	1	3"	3	A	110	SINGLE	60Hz	5	EXTERNAL WALL BOX WITH WALL SWITCH	15 (AMP)	6.9	30	10	3	30	5	1	5	
															208V/3Ph/60Hz			480V/3Ph/60Hz											



THIS DOCUMENT CONTAINS INFORMATION DEEMED CONFIDENTIAL AND PROPRIETARY TO R-V INDUSTRIES, INC. IT IS TO BE USED ONLY FOR THE PROJECT AND NOT BE REPRODUCED IN WHOLE OR IN PART WITHOUT THE EXPRESS WRITTEN PERMISSION OF R-V INDUSTRIES, INC. OR THE INFORMATION CONTAINED HEREIN MAY BE MADE WITHOUT FIRST SECURING THE PRIOR WRITTEN APPROVAL OF R-V INDUSTRIES, INC. CENTRAL ENGINEERING & UTILITIES SERVICES.

REV	DATE	DRAWN BY	REVISION	INITIAL RELEASE	OG BLOCKS	CHK	APP
1	7/6/07	ZAS	CHANGED DRAWING PER RED MARK UPS			DG	
0	4/24/07	ZAS	INITIAL RELEASE				

DESCRIPTION: 26X26X51 STERILIZER ASSEMBLY BLOCKS

CUSTOMER: \_\_\_\_\_

CUST. ORD. NO.: \_\_\_\_\_

CUST. REF. DWG.: \_\_\_\_\_

ITEM NO.: \_\_\_\_\_

SCALE: NONE

DATE: 4/23/07

DWG. NO. D-86-19119

NO. 1

REV. 1

MACHINE TOLERANCES UNLESS OTHERWISE SPECIFIED

X	±1/32
X.X	±.020
X.XX	±.010
X.XXX	±.005

ANGLES ±.30 MIN

FRACTIONAL DIM ±.1/32

FABRICATION TOLERANCES

0" TO 36"	±1/16"
36" TO 120"	±1/8"
> 120"	±3/16"

BREAK ALL SHARP EDGES

**R-V Industries Inc.**

584 POPLAR RD.  
HONEY BROOK, PA 19344  
610-273-2457  
FAX 610-273-2438

REV. 1